

Special steps - When combined with cataract procedure

Perform a temporal or superotemporal approach Phaco surgery.

Slide 1

Before starting the MIMS® inject Miochol or preservative free Pilocarpine into the AC

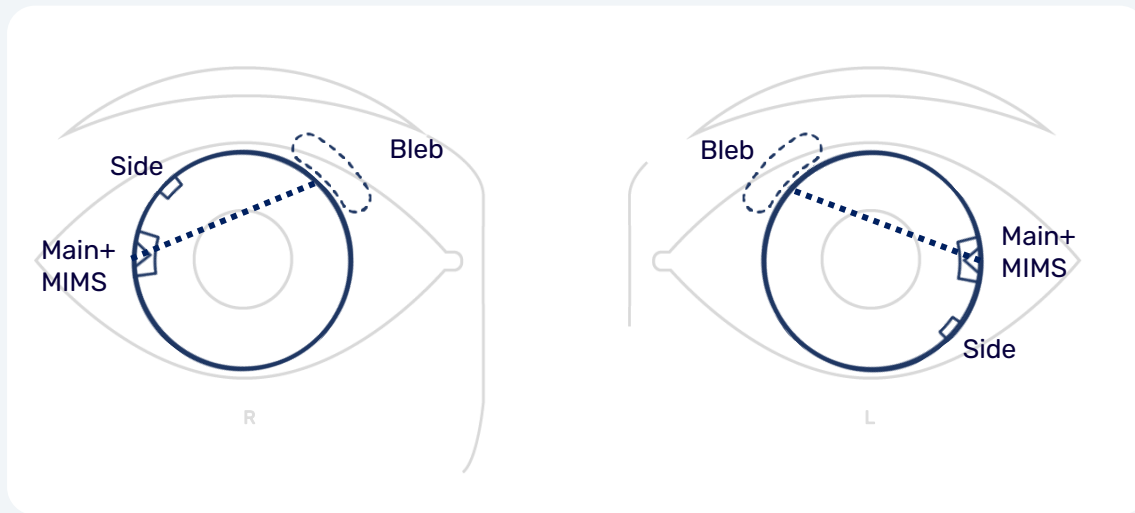
Slide 2

Perform MIMS® surgery following insertion of the intraocular lens, then remove 2/3 of OVD

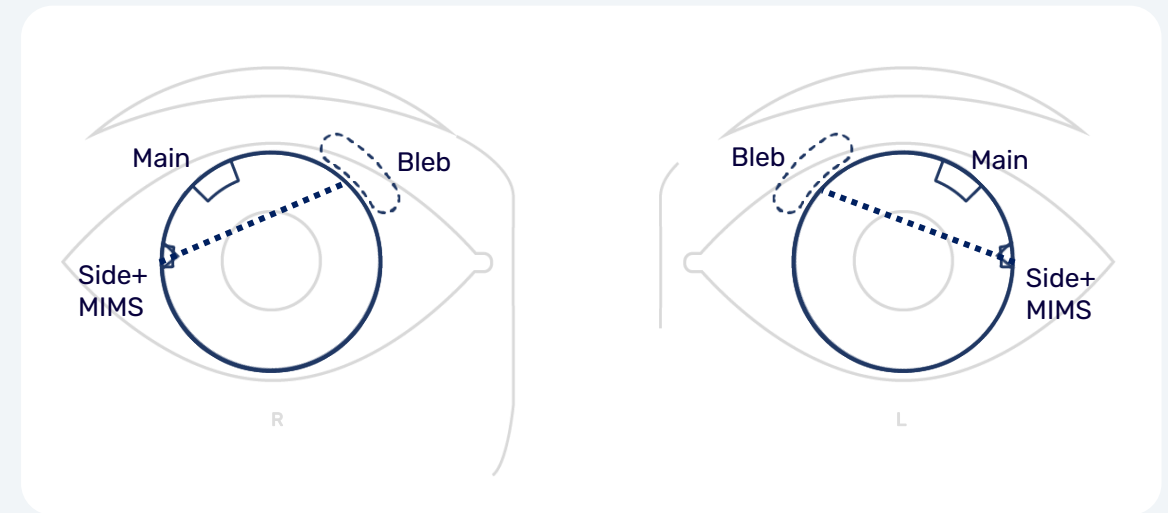
Slide 3

Perform a temporal or superotemporal approach Phaco surgery

Plan - temporal phaco

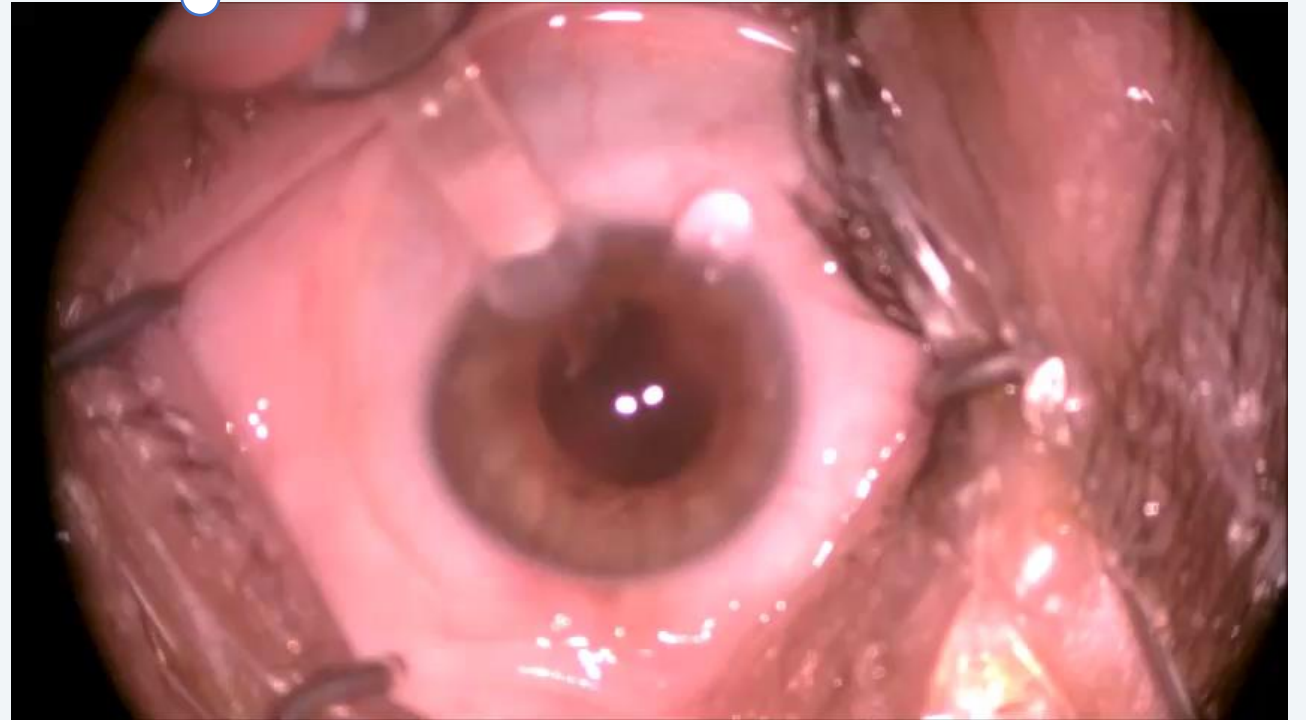


Alternative combined Cataract-MIMS®
Plan - superotemporal phaco



Before starting the MIMS® inject Miochol or preservative free Pilocarpine into the AC

- Before starting the MIMS® inject Miochol or preservative free Pilocarpine into the AC to constrict the pupil.



[Watch P 221](#) ▶

Perform MIMS® surgery following insertion of the intraocular lens, then remove 2/3 of OVD

1. Perform MIMS® surgery following insertion of the intraocular lens (IOL) into the capsular bag. The main cataract incision is to be used for the MIMS® Surgery.
2. At the end of the MIMS procedure remove two thirds of OVD with BSS.

